

Watercolor Pencil




1. Activate with Water

Paint clean water over watercolor pencil on the paper.



2. Activate with Watercolor Paint


Paint a contrasting color of watercolor paint over watercolor pencil on the paper.



3. Activate with Water-based Marker


Color over watercolor pencil on the paper with a contrasting color of water-based marker.

Only light colors work well, and this eventually ruins the marker.



4. Dip the Tip

Dip the tip of the watercolor pencil in the water and draw on either wet or dry paper. This example is done on dry paper.



5. Draw into Wet Paper

Wet the paper with water or watercolor paint, and then draw a wet or dry watercolor pencil into the wet paper.



6. Activate Multiple Colors

Paint water over several colors of watercolor pencil on the paper. The colors mix and blend together.